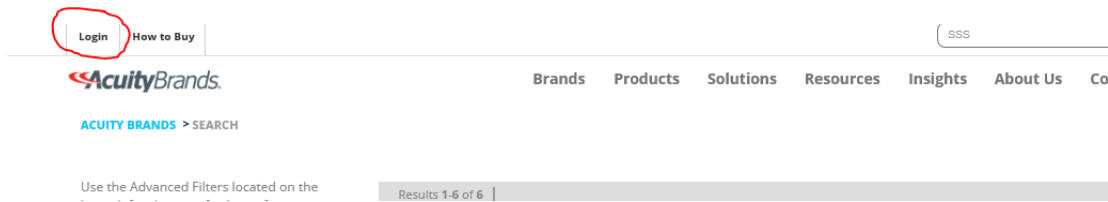
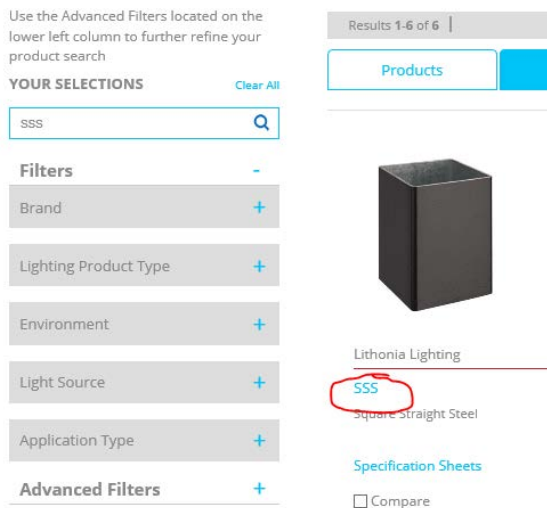


## Steps to find Repair Kits:

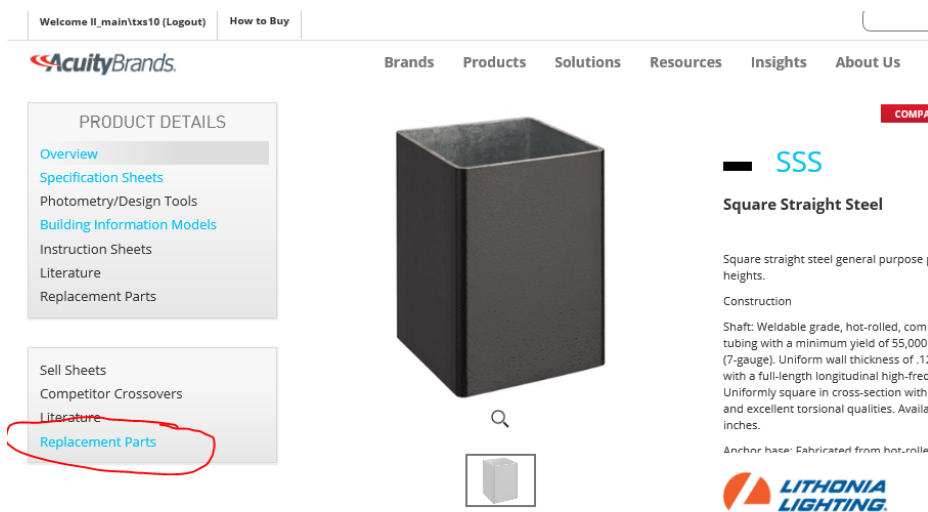
1. Go to [www.acuitybrands.com](http://www.acuitybrands.com). If you are not logged into the website you will need to do so by clicking on the link



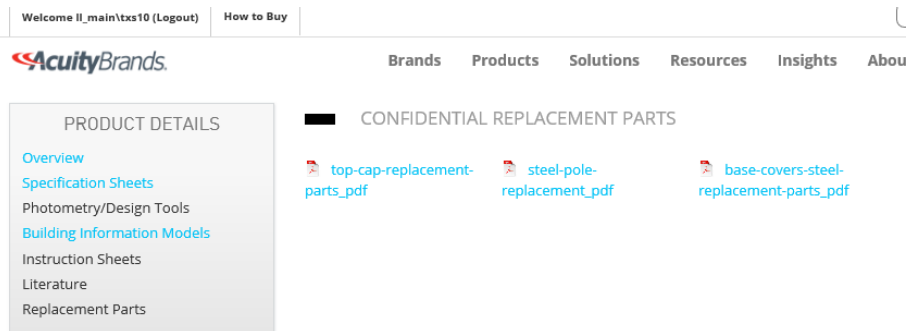
2. After you have logged in you will need to go to [www.acuitybrands.com](http://www.acuitybrands.com) and search for the series (example: SSS).



3. Once on the main page, you will see a link for the **Replacement Parts**. If you do not see this you are not logged into the website.



4. The confidential replacement part documents will show for you to choose from. **Click on the document** and it will tell you how to order the parts that you need. It will list the nomenclature you will need to order these parts.



**DISCLAIMER:**

Please be advised, Acuity will not be liable for any losses or damages in connection with these replacement parts. Use of information contained on this documentation is at your own risk. Please do your due diligence to research the proper part(s) to match your existing pole(s). For any further questions and concerns, please contact Tech Support at 1-800-279-8041.